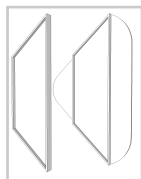
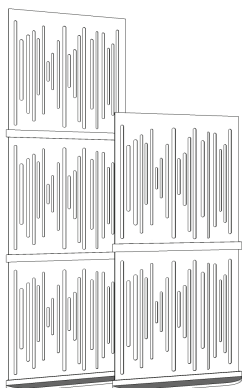


## Super Bass Extreme | Floor



### Required Apparatus:

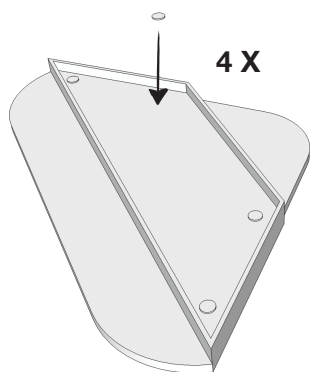
- 3 x Super Bass Extreme (Panel)
- 2 x Stacker Base
- 1 x Stacker Level
- 20 x self-adhesive Rubber Feet

### Installation Instructions:

Make sure the room has all the necessary conditions to receive the acoustic panels.  
These installation instructions mention the contents and installation process to stack three Super Bass Extreme panels.

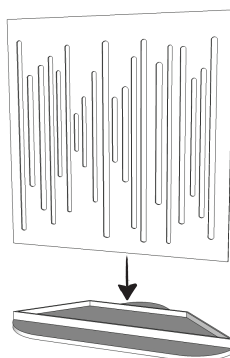
### STEP 1

Stick 4 (four) Rubber Feet the top side of the Stacker Base as shown in the image.



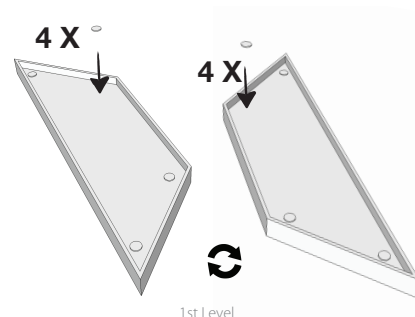
### STEP 2

Insert the Super Bass Extreme Panel in the Stacker Base.



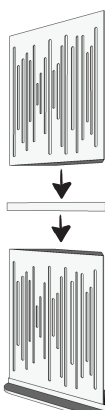
### STEP 3

Stick 4 (four) Rubber Feet on both sides of the 1st Stacker Level, as shown in image above.



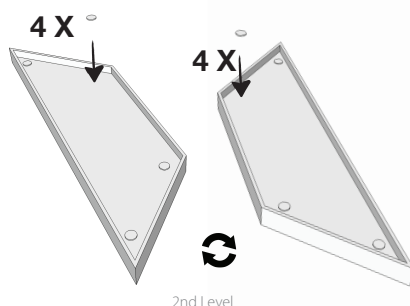
### STEP 4

Assemble the 1st Stacker Level to the Super Bass Extreme Panel and insert the 2nd Super Bass Extreme Panel on top of the structure.



### STEP 5

Stick 4 (four) Rubber Feet on both sides of the 2nd Stacker Level, as shown in image above.



### STEP 6

Assemble the 2nd Stacker Level to the Super Bass Extreme Panel and insert the 3rd Super Bass Extreme Panel on top of the structure.

